

1984-1985 626 & RX-7

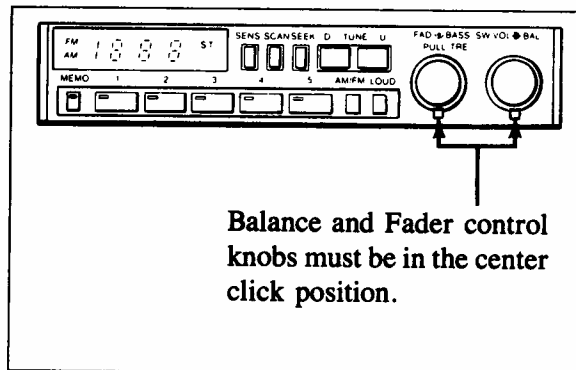
**SUBJECT** Audio System Troubleshooting (ETR).

**DESCRIPTION**

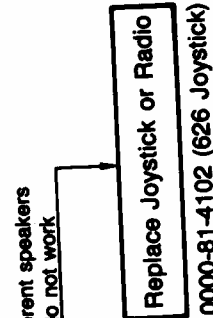
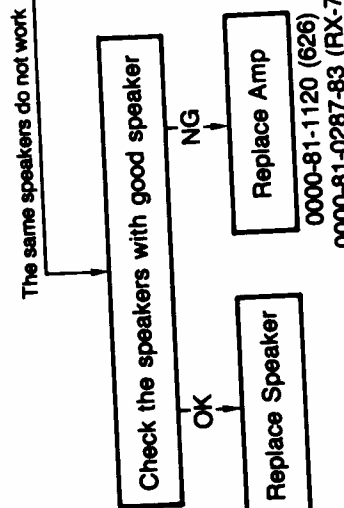
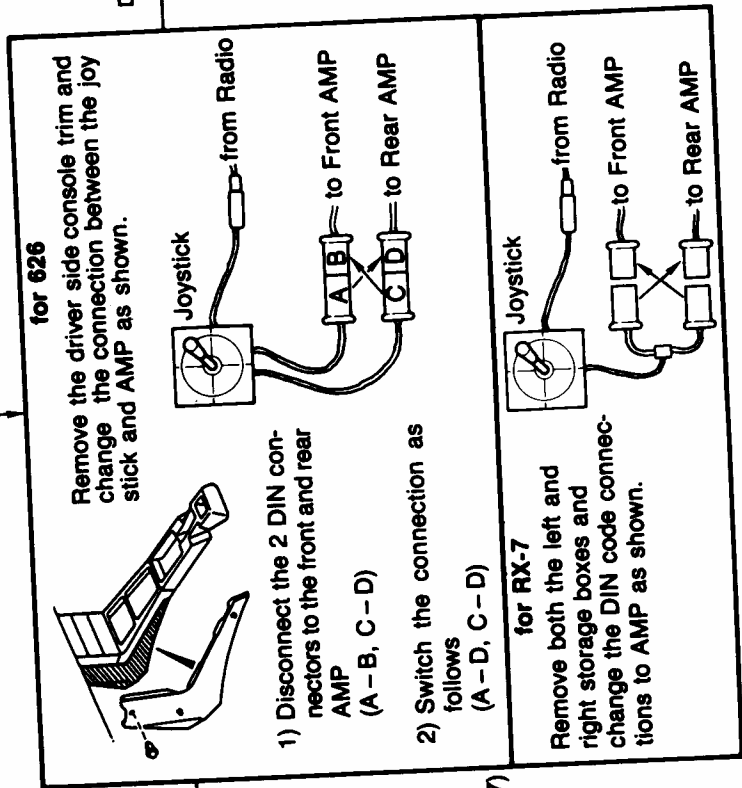
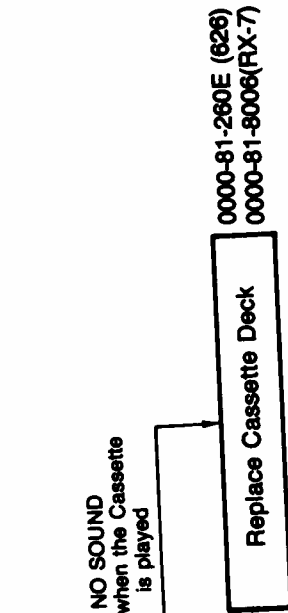
A troubleshooting guide for 626 and RX-7 has been established. Whenever a customer complaint of no sound from any speakers is encountered, please make a proper diagnosis of the problem in accordance with the following procedures:

**NOTE:**

1. This procedure shows how to locate the problem area without using any test equipment. Faulty wiring or an improper electrical connection may be the cause of an inoperative component. After locating the problem area, please check the wiring and electrical connections before replacing a component.
  
2. Always be sure that the balance and fader control knobs are in the center click position while the diagnosis is made.



# Troubleshooting for 626 & RX-7 ETR



**NOTE:** This procedure shows how to locate the problem area without using any test equipment. Faulty wiring or an improper electrical connection may be the cause of an inoperative component. After locating the problem area, please check the wiring and electrical connections before replacing a component.

**NOTE:** This procedure shows how to locate the problem area without using any test equipment. Faulty wiring or an improper electrical connection may be the cause of an inoperative component. After locating the problem area, please check the wiring and electrical connections before replacing a component.

